

DWP

GUNNEDAH HOSPITAL REDEVELOPMENT

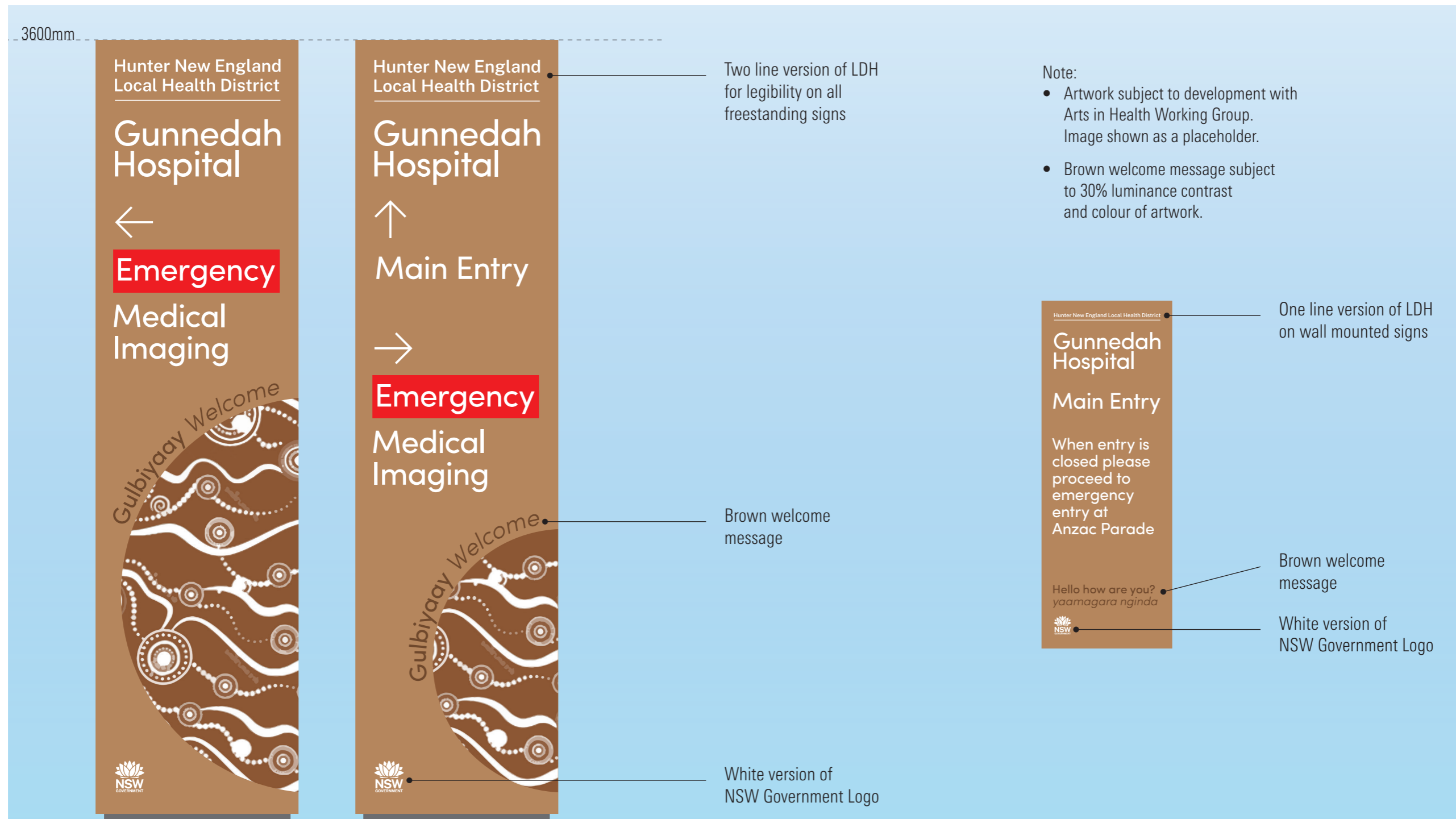
WAYFINDING & SIGNAGE

DOCUMENT NAME:
PROPOSED GRAPHICS

AS PER MEETING OF 11.04.24

ISSUE A
FOR REVIEW
15.04.2024

TYPICAL EXTERNAL SIGNAGE PROPOSED GRAPHICS



FACE A

FACE B

LVD-01

Large Vehicular Directional
930 x 3600mm
Cap Height: 115mm & 100mm

WEID-01

Wall Mounted Entry ID
600 x 1600mm
Cap Height: 75mm,
72mm, 52mm & 38mm



Department Identification to Bulkhead (DIB)
Option 1 - no Exit Sign
Typical Cap height: 70mm & 50mm

240 x 1300mm

Note: Artwork subject to development with
Arts in Health Working Group. Image shown
as a placeholder.

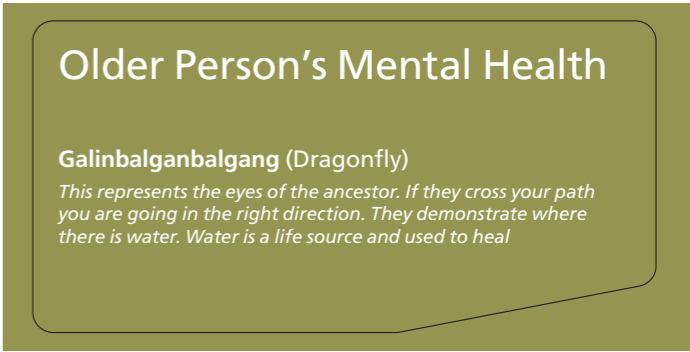
CONNECTING WITH COUNTRY – CASE STUDIES
HOSPITAL PROJECTS WITH DUAL LANGUAGE SIGNAGE



MACKSVILLE HOSPITAL AND EMERGENCY ENTRY



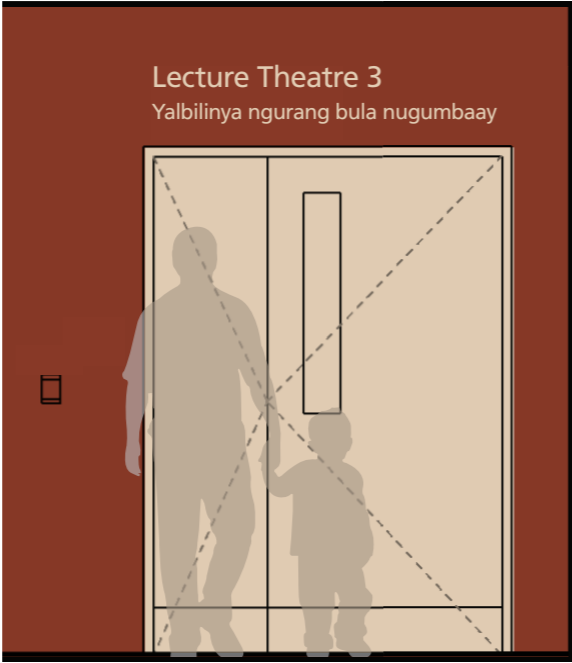
WYONG HOSPITAL MAIN ENTRY



WAGGA HEALTH SERVICES DEPARTMENT IDENTIFICATION




WAGGA HEALTH SERVICES
LECTURE THEATRE IDENTIFICATION



WAGGA HEALTH SERVICES ROOM
ENTRY IDENTIFICATION



WAGGA HEALTH SERVICES BUILDING
RECEPTION SIGNAGE



WAGGA HEALTH SERVICES
DEPARTMENT IDENTIFICATION



GOULBURN HOSPITAL
DEPARTMENT IDENTIFICATION AND
INTERPRETATION CASESTUDY

Note: Shown are examples only. Further consultation required.